


Marine Pro 400 Series Safety Shutdown Units

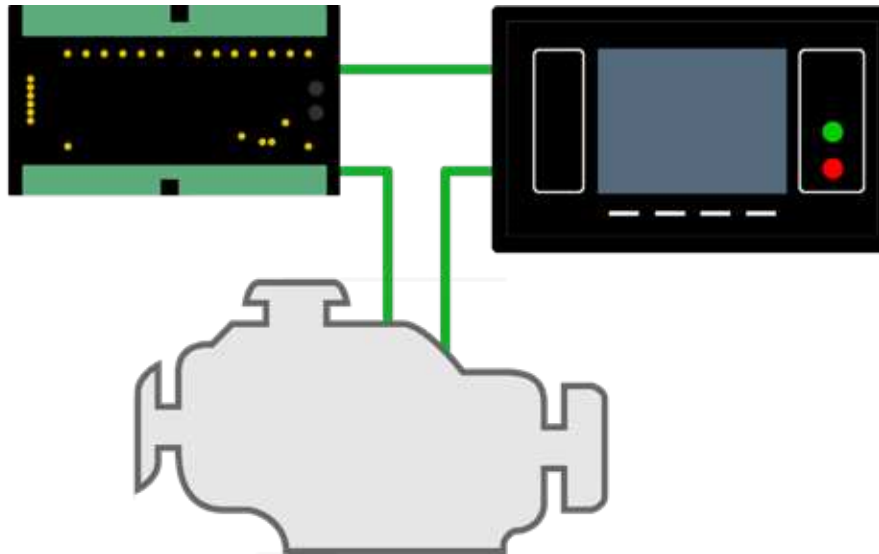


Safety units for global compliance

The Marine Pro SDUs are independent engine safety shutdown modules designed to provide the functionality required to meet classification society rules, including UMS notations.

The SDUs are designed to be automatically configured from the DCU, just requiring a twisted pair “SDU Link” between each component. “Plug and play” installation provides valuable cost and resource reductions with no programming and no configuring.

**Safety
Shutdown
Unit**




**Engine
Controller**

- Compatible with all 200 and 400 Series DCUs
- For use on all mechanical and electronic engines
- Small footprint with premium features included
- Automatically configured from the DCU
- No special tools and no programming are required
- Ability to derate rather than shutdown
- Gear and RPM interlocks available on all channels
- Secondary shutdown override for Oil Mist

- Wire break and short-circuit detection
- RPM channel with loop monitoring
- Short-circuit protection
- Local fault and status indications via LEDs
- Local acknowledge
- Remote acknowledge input
- Overspeed test mode
- 18 - 32V DC power supply flexibility

SDU 420 Safety Shutdown Unit

- 12-channel unit suitable for larger engines
- Three analogue channels available for shutdown
- Dynamic RPM dependent shutdown



SDU 404 Safety Shutdown Unit

- 4-channel unit suitable for smaller engines
- Reduced cost-compliance for smaller engines
- Reduced footprint



WxHxD: 183x105x52 mm

Part #: 1500158



WxHxD: 101x105x52 mm

Part #: 1006418



Sales EMEA and Asia

Phone: (+47) 64 84 52 00
Email: sales@auto-maskin.com

Sales North and South America

Phone: +1 (832) 738-1024
Email: sales.us@auto-maskin.com

Managing Energy

www.auto-maskin.com